









NORTH OF ENGLAND TRACK & FIELD LEAGUE 2015 LEAGUE POSITIONS TO DATE

22/08/2016

			TOTAL	TOTAL	MATCH 1		MATCH 2		MATCH 3		MATCH 4	
			LEAGUE	LEAGUE	League	Match	League	Match	League	Match	League	Match
			POINTS	POINTS	Pts	Pts	Pts	Pts	Pts	Pts	Pts	Pts
Div 1	1	Wakefield Harriers	20	1551	5	383.5	4	377.5	5	378	6	412
	2	Preston Harriers	18	1456.5	6	389.5	1	287	6	391	5	389
	3	West Cheshire AC	14	1375	3	352	3	313	4	344	4	366
	4	City of Sheffield & Dearne AC	13	1384.5	4	366	6	445.5	2	316	1	257
	5	Kingston upon Hull AC	13	1370	2	330	5	382	3	318	3	340
	6	Blackburn Harriers & AC	6	1210	1	276	2	310	1	289	2	335
Div 2W	1	Wigan & District Harriers & AC	18	1467	5	396	4	351	3	347	6	373
	2	Liverpool Harriers & AC	17	1449	6	403.5	6	424	2	325.5	3	296
	3	Sale Harriers Manchester	16	1372.5	3	332	3	293	6	395.5	4	352
	4	Isle of Man	15	1356	4	345.5	2	290	4	364.5	5	356
	5	Liverpool Pembroke Sefton	14	1356	2	328.5	5	402	5	375.5	2	250
	6	Manchester Harriers & AC	4	867	1	225	1	225	1	227	1	190
Div 2WC	1	Blackpool, Wyre & Fylde AC	21	1597.5	5	374	4	367.5	6	434	6	422
	2	Bolton United Harriers	19	1572	4	363	6	425.5	5	421.5	4	362
	3	Holmfirth Harriers	18	1493.5	6	379	3	358	4	385	5	371.5
	4	Seaton AC	14	1415.5	3	323	5	386.5	3	354	3	352
	5	Spennorth & District AC	8	1140.5	2	307	2	299.5	2	248	2	286
	6	Trafford AC	4	630	1	232	1	77	1	156	1	165
Div 2EC	1	Rotherham Harriers & AC	22	1530.5	6	379	6	395	5	391	5	365.5
	2	Lincoln Wellington AC	18	1450	5	342	3	334	4	364	6	410
	3	Chesterfield & District AC	15	1375	4	334	5	376.5	3	351	3	313.5
	4	Leeds City AC	12	1231	3	320.5	1	243	6	404	2	263.5
	5	Derby AC	10	1110	1	215	4	334.5	1	230	4	330.5
	6	Doncaster AC	7	1085.5	2	311.5	2	314	2	255	1	205
Div 2E	1	City of York AC	22	1755.5	6	461.5	4	369.5	6	448	6	476.5
	2	Gateshead Harriers & AC	19	1614	5	357.5	6	512	4	378	4	366.5
	3	Morpeth Harriers	18	1496.5	3	333	5	402.5	5	389	5	372
	4	Skyrac AC	13	1352	4	345	3	327	3	324	3	356
	5	Wallsend / Blyth	8	1057	2	290	2	248	2	283	2	236
	6	New Marske Harriers	4	646	1	161	1	132	1	134	1	219
Div 3W	1	Leigh Harriers & AC	21	1511	5	372	4	354	6	378	6	407
	2	Wirral AC	19	1461	6	385	5	361	3	343	5	372
	3	East Cheshire Harriers & Tameside AC	18	1437	4	360	6	412	5	376	3	289
	4	St, Helens Sutton AC	14	1375.5	3	354	3	340.5	4	347	4	334
	5	Macclesfield Harriers & AC	6	1087	1	274	2	269	2	314	1	230
	6	Deeside AAC	6	900.5	2	290	1	215.5	1	159	2	236
Div 3WC	1	Bury AC	23	1670	6	418.5	6	409.5	5	396	6	446
	2	Pendle AC	21	1573	5	410.5	5	407.5	6	422	5	333
	3	Border Harriers & AC	15	1221	4	274	3	303	4	337	4	307
	4	Burnley AC	12	1223.5	2	262	4	368	3	301.5	3	292
	5	Kendal AAC	9	1001.5	3	263	2	260	2	260.5	2	218
	6	Stockport Harriers & AC	4	327	1	86	1	38	1	103	1	100

NORTH OF ENGLAND TRACK & FIELD LEAGUE 2015 LEAGUE POSITIONS TO DATE

22/08/2016

		TOTAL	TOTAL	MATCH 1		MATCH 2		MATCH 3		MATCH 4				
		LEAGUE	LEAGUE	League	Match	League	Match	League	Match	League	Match			
		POINTS	POINTS	Pts	Pts	Pts	Pts	Pts	Pts	Pts	Pts			
	3EC	1	Scunthorpe & District AC	23	1561.5	6	431	5	325.5	6	413	6	392	
	Div	2	Bingley Harriers & AC	17	1266.5	5	320	4	318.5	5	315	3	313	
		3	Boston & District AC	15	1300	2	255	6	356	2	300	5	389	
		4	Hallamshire Harriers Sheffield	14	1227	3	288	3	314	4	310	4	315	
			5	Cleethorpes & District AC	10	1135	4	307	1	234	3	302	2	292
			6	Newark AC	5	837	1	235	2	273	1	209	1	120
	Div	1	Middlesbrough AC (Mandale)	23	1499.5	6	375	5	357.5	6	397	6	370	
	3E	2	Tynedale Harriees	20	#VALUE!	4	340	6	383	5	337.5	5	360.5	
		3	Jarrow & Hebburn AC	15	1277	3	283	4	318	4	320	4	356	
		4	Durham City Harriers	14	1267	5	353	3	303	3	307	3	304	
			5	North Shields Poly	8	1123	2	275	2	285	2	304	2	259
			6	South Shields / Birtley	4	876	1	226	1	241	1	221	1	188
	Div	1	Salford Metropolitan AC	20	1349	5	311	5	350	5	390	5	298	
	4W	2	Southport Waterloo AC	15	1224	4	303	4	332	4	334	3	255	
		3	Crewe & Nantwich AC	11	957	2	222	2	220	3	247	4	268	
		4	Wrexhan AAC	10	909	3	241	3	287	2	220	2	161	
		5	Altrincham & District AC	4	611	1	193	1	130	1	205	1	83	
		Div	1	Halifax Harriers & AC	23	1260	6	360	6	358	6	308	5	234
4WC		2	Horwich RMI Harriers	16	931	5	270	5	252	3	226	3	183	
		3	Chorley Triathlon & Athletic Club	14	830	4	198	3	200	5	260	2	172	
		4	Hyndburn AC	14	753	0	0	4	222	4	244	6	287	
		5	Oldham & Royton Harriers & AC	11	744	3	179	2	153	2	184	4	228	
		6	Barrow & Furness Striders & AC	1	9	0	0	0	0	1	9	0	0	
		7		0	0									
	Div	1	Barnsley AC	27	1727	7	406	6	420	7	469	7	432	
	4EC	2	Longwood Harriers & AC	24	1516	6	337	7	452	5	341	6	386	
		3	Grantham AC	21	1305	5	282	5	347	6	366	5	310	
		4	Worksop Harriers & AC	16	1048	4	278	4	308	4	312	4	150	
		5	Pontrefract AC	12	664.5	3	178.5	3	156	3	182	3	148	
		6	Bradford Airedale AC	6	553	1	120	1	113	2	177	2	143	
		7	Grimsby Harriers & AC / Wombwell AC	6	411.5	2	176.5	2	133	1	87	1	15	
	Div	1	Richmond & Zetland	26	1718.5	5	385	7	425.5	7	450	7	458	
	4E	2	Blaydon / Elswick	25	1698	7	417	6	414	6	440	6	427	
		3	Chester le Street AC / Darlington AC	20	1492	6	392	5	381	5	406	4	313	
		4	Houghton AC	15	1361.5	3	294	3	372	4	283	5	412.5	
		5	Heaton Harriers	12	1217.5	4	343	4	380.5	1	243	3	251	
		6	Tyne Bridge Harriers	8	988	2	273	2	221	2	247	2	247	
		7	Middlesbrough & Cleveland AC	6	780	1	177	1	162	3	262	1	179	