

NORTH OF ENGLAND TRACK & FIELD LEAGUE 2015 LEAGUE POSITIONS TO DATE

27/08/2017

		TOTAL	TOTAL	MATCH 1		MATCH 2		MATCH 3		MATCH 4	
		LEAGUE	MATCH	League	Match	League	Match	League	Match	League	Match
		POINTS	POINTS	Pts	Pts	Pts	Pts	Pts	Pts	Pts	Pts

Div 1	1	Wigan & District Harriers & AC	20	1528.5	3	326	6	427.5	6	401	5	374
	2	City of York	16	1440.5	4	363	4	364	4	354	4	359.5
	3	City of Sheffield & Dearne AC	14	1317.5	2	312	1	224.5	5	373	6	408
	4	West Cheshire AC	13.5	1428	5	368	5	397	1.5	322	2	341
	5	Wakefield Harriers & District AC	13.5	1399.5	6	380	3	354	1.5	322	3	343.5
	6	Preston Harriers	7	1203	1	289	2	327	3	343	1	244

** See note at end

Div 2W	1	Leigh Harriers & AC	19	1434	6	397	3	329	4	330	6	378
	2	Team Isle of Man	16	1365	5	346	2	303	5	360	4	356
	3	Liverpool Harriers & AC	15	1375	2	310	6	389	6	399	1	277
	4	Blackburn Harriers & AC	15	1310	3	322	5	336	2	287	5	365
	5	Wirral AC	13	1270	4	324	4	332	3	305	2	309
	6	Sale Harriers Manchester	6	1104	1	275	1	210	1	286	3	333



Div 2WC	1	Holmfith Harriers AC	23	1647.5	6	411.5	5	352	6	475	6	409
	2	Bolton United Harriers	21	1656	5	398	6	427	5	427	5	404
	3	Blackpool, Wyre & Fylde AC	15	1361.5	4	375	4	346.5	4	364	3	276
	4	Bury AC	11	1278.5	3	329.5	3	324	3	359	2	266
	5	Seaton AC	8	991	2	326	2	298	0	0	4	367
	6	Pendle AC	5	880	1	237	1	233	2	219	1	191



0

Div 2EC	1	Kingston uon Hull AC	23	1605	5	374	6	430	6	403	6	398
	2	Rotherham Harriers & AC	20	1536	6	400	4	364	5	393	5	379
	3	Lincoln Wellington AC	17	1432	4	355	5	398	4	352	4	327
	4	Chesterfield & District AC	12	1249	3	349	3	331	3	308	3	261
	5	Bingley Harriers	8	1106	2	309	2	266	2	293	2	238
	6	Scunthorpe Harriers AC	4	934	1	272	1	226	1	233	1	203



Div 2E	1	Gateshead Harriers & AC	13	1227	2.5	285	5.5	341	4	345	1	256
	2	Leeds City AC	12.5	1347	6	381	2.5	327	1	303	3	336
	3	Middlesborough AC	19	1390.5	4	338.5	4	333	6	350	5	369
	4	Morpeth Harriers & AC	14	1297	2.5	285	2.5	327	5	346	4	339
	5	Skyrac AC	10	1222	5	343.5	1	308	2	308	2	262.5
	6	Tynedale Harriers	15.5	1265	1	224	5.5	341	3	326	6	374



Div 3W	1	Manchester Harriers & AC	20	1468	5	351	6	394	4	335	5	388
	2	Spenborough & District AC	16	1280	4	306	3	282	5	341	4	351
	3	St. Helens Sutton AC	15	1228	6	368	4	297	3	328	2	235
	4	Trafford AC	15	1067	1	71	2	231	6	354	6	411
	5	Southport Waterloo AC	12	1217	3	297	5	379	1	247	3	294
	(1 down) 6	Halifax Harriers	6	784	2	254	1	147	2	271	1	112












Div 3WC	1	Liverpool Pembroke & Sefton AC	24	1734	6	385	6	438	6	505	6	406
	2	East Cheshire Harriers & Tameside AC	20	1519	5	352	5	374	5	406	5	387
	3	Salford Metropolitan AC	14	1024	4	315	4	310	4	247	2	152
	4	Border Harriers & AC	11	988	3	240	2	263	2	189	4	296
	5	Burnley AC	11	823	2	144	3	285	3	197	3	197
	(1 down) 6	Horwich and Chorley	4	684	1	208	1	180	1	161	1	135



NORTH OF ENGLAND TRACK & FIELD LEAGUE 2015 LEAGUE POSITIONS TO DATE

27/08/2017

			TOTAL	TOTAL	MATCH 1		MATCH 2		MATCH 3		MATCH 4			
			LEAGUE	MATCH	League	Match	League	Match	League	Match	League	Match		
			POINTS	POINTS	Pts	Pts	Pts	Pts	Pts	Pts	Pts	Pts		
	3EC	1	Derby AC	23	1617	5	388.5	6	409.5	6	433	6	386	
	Div	2	Hallamshire Harriers Sheffield	20	1412	6	393	5	327.5	5	367	4	324.5	
		3	Barnsley AC	14	1315.5	4	338	3	325.5	4	343	3	309	
		4	Doncaster AC	13	1250	1	226.5	4	327	3	306	5	390.5	
		5	Boston & District AC	9	1153	3	284	2	319	2	245	2	305	
		6	Longwood Harriers & AC	5	819.5	2	281	1	204.5	1	216	1	118	
														
		Div	1	Wallsend /Blyth	24	1588	6	387	6	388	6	377	6	436
		3E	2	Richmond & Zetland AC	18	1429	4	341	5	377	5	370	4	341
			3	Blaydon Harriers	16	1405	5	368	4	361	2	309	5	367
			4	Durham City Harriers & AC	13	1335	3	329	3	325	4	352	3	329
			5	New Marske Harriers	9	1142	2	246	2	314	3	319	2	263
6			Jarrow & Hebburn	4	689	1	242	1	148	1	224	1	75	
														
		Div	1	Deeside AAC	29	1663	8	377	7	402	8	465	6	419
		4W (2 Up)	2	Kendal AC	28	1693	5	324	8	462	7	438	8	469
			3	Crewe & Nantwich AC	23	1389.5	6	335.5	4	288	6	328	7	438
			4	Macclesfield Harriers & AC	20	1113	7	344	6	348	4	284	3	137
			5	Wrexham AAC	18	1309.5	3	295.5	5	323	5	313	5	378
6			Oldham & Royton Harriers & AC	10	776	2	208	1	141	3	255	4	172	
7			Altrincham & District AC	9	722	4	298	3	239	1	139	1	46	
8			Hyndburn AC	7	629	1	172	2	144	2	185	2	128	
														
		Div	1	Harrogate Harriers	30	2006.5	7	470	7	514.5	8	493	8	529
		4EC	2	Cleethorpes & District AC	29	1821.5	8	494	8	533.5	7	448	6	346
			3	Newark AC	22	1602.5	6	388	6	486.5	6	437	4	291
			4	Grantham AC	20	1392	5	379	5	339	5	351	5	323
			5	Penistone FP Runners	18	1265.5	4	336	3	215.5	4	332	7	382
			6	Worksop Harriers & AC	13	968	3	318	4	244	3	239	3	167
			7	Pontefract AC	6	743	2	279	2	146	1	170	1	148
8			Bradford Airedale AC	6	609	1	178	1	105	2	177	2	149	
														
		Div	1	Chester-le-Street/Darlington	23	1778	6	440	5	410	6	459	6	469
		4E	2	North Shields Poly	21	1551	5	375	6	420	5	391	5	365
			3	South Shields	16	1371	4	343	4	348	4	324	4	356
			4	Heaton Harriers	11	1135	3	291	3	338	3	264	2	242
			5	Houghton Harriers & AC	9	1083	2	260	2	289	2	238	3	296
			6	Tyne Bridge Harriers	4	663	1	156	1	160	1	235	1	112
	