








**NORTH OF ENGLAND TRACK & FIELD LEAGUE 2013 LEAGUE POSITIONS TO DATE**

**Subject to scrutiny**

		TOTAL LEAGUE POINTS	TOTAL MATCH POINTS	MATCH 1		MATCH 2		MATCH 3		MATCH 4	
				League Pts	Match Pts	League Pts	Match Pts	League Pts	Match Pts	League Pts	Match Pts
Div 1	1 Derby AC	6	358	6	358						
	2 Preston Harriers	5	355	5	355						
	3 Kingston upon Hull AC	4	353	4	353						
	4 City of Manchester	3	314	3	314						
	5 Wakefield Harriers	2	270	2	270						
	6 Blackburn Harriers & AC	1	232	1	232						
Div 2W	1 West Cheshire AC	6	355	6	355						
	2 Liverpool Harriers & AC	5	339	5	339						
	3 Trafford AC	4	320.5	4	320.5						
	4 Isle of Man "A"	3	305.5	3	305.5						
	5 Wirral AC	2	300	2	300						
	6 Liverpool Pembroke Sefton	1	299	1	299						
Div 2WC	1 Bolton United Harriers	6	407	6	407						
	2 Leigh Harriers	5	367	5	367						
	3 Seaton AC	4	342	4	342						
	4 Holmfirth Harriers	3	329	3	329						
	5 Burnley / Pendle	2	292.5	2	292.5						
	6 Bury AC	1	280	1	280						
Div 2EC	1 City of Sheffield AC	6	389	6	389						
	2 Rotherham Harrers & AC	5	347	5	347						
	3 Leeds City AC	4	334	4	334						
	4 Doncaster AC	3	312	3	312						
	5 Chesterfield & District AC	2	281	2	281						
	6 Lincoln Wellington AC	1	271	1	271						
Div 2E	3 Middlesbrough AC (Mandale)	6	419.5	6	419.5						
	1 Gateshead Harriers & AC	5	383.5	5	383.5						
	4 City of York AC	4	297	4	297						
	2 Skyrac AC	3	283	3	283						
	5 Middlesbrough / Hartlepool	2	297	2	297						
	6 New Marske Harriers	1	261	1	261						
3W	1 Blackpool, Wyre & Fylde AC	6	428	6	428						
	Div 2 Rossendale Harriers & AC	5	355	5	355						
	3 Border Harriers	4	316	4	316						
	4 Lancater&Morecambe/Kendal	3	264	3	264						
	5 Manchester Harriers & AC	2	263	2	263						
	6 Hyndburn AC	1	196	1	196						
Div 3WC	1 St. Helens Sutton AC	6	350	6	350						
	2 Spenborough & District AC	5	330	5	330						
	3 East Cheshire Harriers & T AC	4	316	4	316						
	4 Halifax Harriers & AC	3	309	3	309						
	5 Deeside AAC	2	263	2	263						
	6 Macclesfield Harriers & AC	1	227	1	227						

**NORTH OF ENGLAND TRACK & FIELD LEAGUE 2013 LEAGUE POSITIONS TO DATE**

**Subject to scrutiny**

		TOTAL LEAGUE POINTS	TOTAL MATCH POINTS	MATCH 1 League Pts Match Pts		MATCH 2 League Pts Match Pts		MATCH 3 League Pts Match Pts		MATCH 4 League Pts Match Pts		
	3EC	2	Cleethorpes & District AC	6	359	6	359					
	Div	1	Scunthorpe & District AC	5	339.5	5	339.5					
		3	Newark AC	4	312	4	312					
		4	Barnsley AC	3	292	3	292					
		5	Hallamshire Harriers Sheffield	2	277	2	277					
		6	Bingley Harriers & AC	1	249.5	1	249.5					
												
		Div	1	Morpeth Harriers	6	377	6	377				
		3E	2	Houghton AC	5	325	5	325				
			3	Wallsend	4	322.5	4	322.5				
			4	Heaton	3	287	3	287				
			5	Chester le Street	2	269	2	269				
6			North Shields Poly	1	263.5	1	263.5					
	Div	1	Wrexham AAC	7	357	7	357					
	4W	2	Southport Waterloo AC	6	337	6	337					
		3	Altrincham & District AC	5	334	5	334					
		4	Isle of Man "B"	4	290	4	290					
		5	Salford Metropolitan AC	3	248	3	248					
		6	Warrington AC	2	186	2	186					
		7	Crewe & Nantwich AC	1	126	1	126					
	Div	1	Wigan & District Harriers & AC	6	391	6	391					
	4WC	2	Horwich RMI Harriers & AC	5	281	5	281					
		3	Stockport Harriers & AC	4	280	4	280					
		4	Chorley Triathlon & Athletic Club	3	218	3	218					
		5	Barrow & Furness Striders & AC	2	200	2	200					
		6	Oldham & Royton Harriers & AC	1	153	1	153					
	Div	1	Longwood Harriers	6	341	6	341					
	4EC	2	Grantham & District AC	5	336	5	336					
		3	Grimsby Harriers & AC	4	256	4	256					
		4	Boston & District AC	3	109	3	109					
		5	Bradford Airedale AC	2	108	2	108					
		6	Wombwell Sporting AC	1	91	1	91					
	Div	1	South Shields	5	343	5	343					
	4E	2	Blaydon / Elswick	3	282.5	3	282.5					
		3	Durham City Harriers	2	245.5	2	245.5					
		4	Jarrow & Hebburn AC	1	208	1	208					