












NORTH OF ENGLAND TRACK & FIELD LEAGUE 2013 LEAGUE POSITIONS TO DATE

Subject to scrutiny

		TOTAL LEAGUE POINTS	TOTAL MATCH POINTS	MATCH 1		MATCH 2		MATCH 3		MATCH 4		
				League Pts	Match Pts	League Pts	Match Pts	League Pts	Match Pts	League Pts	Match Pts	
<div style="border: 1px solid black; width: 20px; height: 20px; margin-bottom: 5px;"></div> <div style="border: 1px solid black; width: 20px; height: 20px; margin-bottom: 5px;"></div>	Div 1	1 City of Manchester	6	455	6	455						
		2 Wakefield Harriers	5	329	5	329						
		3 Kingston upon Hull AC	4	322	4	322						
		4 Preston Harriers	3	320	3	320						
		5 Bolton United Harriers & AC	2	280	2	280						To Prom Match
		6 Leigh Harriers & AC	1	244	1	244						To Prom Match
<div style="border: 1px solid black; width: 20px; height: 20px; margin-bottom: 5px; text-align: center; color: red; font-weight: bold;">↓</div>	Div 1	1 Isle of Man "A"	6	422	6	422						To Prom Match
	2W	2 West Cheshire AC	5	422	5	422						
		3 Trafford AC	4	380	4	380						
		4 St. Helens Sutton AC	3	328	3	328						
		5 Manchester Harriers & AC	2	307	2	307						
		6 Liverpool Pembroke Sefton	1	251	1	251						
<div style="border: 1px solid black; width: 20px; height: 20px; margin-bottom: 5px; text-align: center; color: red; font-weight: bold;">↓</div>	Div 2WC	1 Blackburn Harriers & AC	6	426	6	426						To Prom Match
		3 Seaton AC	5	368	5	368						
		4 Rossendale Harriers & AC	4	341	4	341						
		2 Bury AC	3	308	3	308						
		5 Holmfirth Harriers & AC	2	289	2	289						
		6 Blackpool, Wyre & Fyle AC	1	260	1	260						
<div style="border: 1px solid black; width: 20px; height: 20px; margin-bottom: 5px; text-align: center; color: red; font-weight: bold;">↓</div>	Div 2EC	1 Derby AC	6	396	6	396						To Prom Match
		2 City of Sheffield AC	5	357	5	357						
		3 Scunthorpe & District AC	4	337	4	337						
		4 Rotherham Harriers & AC	3	323	3	323						
		5 Lincoln Wellington AC	2	300	2	300						
		6 Barnsley AC	1	255	1	255						
<div style="border: 1px solid black; width: 20px; height: 20px; margin-bottom: 5px; text-align: center; color: red; font-weight: bold;">↓</div>	Div 2E	1 Gateshead Harriers & AC	6	427	6	427						To Prom Match
		2 City of York AC	5	324	5	324						
		3 Skyrac AC	4	316.5	4	316.5						
		4 Morpeth Harriers & AC	3	270	3	270						
		5 North Shields Poly AC	2	249	2	249						
		6 Middlesbrough AC (Mandale)	1	214.5	1	214.5						
<div style="border: 1px solid black; width: 20px; height: 20px; margin-bottom: 5px; text-align: center; color: green; font-weight: bold;">↑</div>	3W	1 Liverpool Harriers & AC	6	379	6	379						
	Div	2 Wirral AC	5	357	5	357						
		5 East Cheshire Harriers & Tamesid	4	316	4	316						
		4 Team Cheshire	3	286	3	286						
		3 Wrexhan AAC	2	259	2	259						
		6 Southport Waterloo AC	1	155	1	155						
<div style="border: 1px solid black; width: 20px; height: 20px; margin-bottom: 5px; text-align: center; color: green; font-weight: bold;">↑</div>	Div 3WC	1 Burnley & Pendle AC	6	376	6	376						
		2 Leeds City AC	5	360	5	360						
		3 Border Harriers & AC	4	327	4	327						
		4 Barrow & Furness Striders & AC	3	186	3	186						
		5 Oldham & Royton Harriers & AC	2	157	2	157						
		6 Lancaster & Morecambe / Kendal	1	63	1	63						

NORTH OF ENGLAND TRACK & FIELD LEAGUE 2013 LEAGUE POSITIONS TO DATE

Subject to scrutiny

			TOTAL	TOTAL	MATCH 1		MATCH 2		MATCH 3		MATCH 4		
			LEAGUE	MATCH	League	Match	League	Match	League	Match	League	Match	
			POINTS	POINTS	Pts	Pts	Pts	Pts	Pts	Pts	Pts	Pts	
	Div 1	Doncaster AC	6	394	6	394							
	3EC	2	Chesterfield & District AC	5	338	5	338						
		3	Bingley Harriers & AC	4	310	4	310						
		4	Newark AC	3	291	3	291						
		5	Grantham AC	2	247	2	247						
		6	Pudsey & Bramley AC	1	170	1	170						
													
	Div 1	Midd & Clev / Hartlepool BR	6	351	6	351							
	3E	2	Wallsend / Blyth	5	337	5	337						
		3	New Marske Harrier	4	334	4	334						
		4	Houghton AC	3	313	3	313						
		5	South Shields / Birtley	2	268	2	268						
		6	Durham City Harriers & AC	1	190	1	190						
													
	Div 1	Wigan & District Harriers & AC	8	455	8	455							
	4W	2	Isle of Man "B"	7	329	7	329						
		3	Chorley Triathlon & Athletic Club	6	326	6	326						
		4	Deeside AAC	5	311	5	311						
		5	Hyndburn AC	4	305	4	305						
		6	Warrington AC	3	261	3	261						
		7	Colwyn Bay AC	2	238	2	238						
		8	Salford Metropolitan AC	1	126	1	126						
													
	Div 1	Spenborough & District AC	7	434.5	7	434.5							
	3	Horwich RMI Harriers & AC	6	342	6	342							
		4	Stockport Harriers & AC	5	329	5	329						
		4WC	2	Halifax Harriers & AC	4	326	4	326					
	5	Altrincham & District AC	3	303.5	3	303.5							
		6	Longwood Harriers & AC	2	279	2	279						
		7	Bradford Airedale AC	1	247	1	247						
													
	Div 1	Cleethorpe & District AC	5	349	5	349							
	4EC	2	Grimsby Harriers & AC	4	276	4	276						
		3	Hallamshire Harriers Sheffield	3	260	3	260						
		4	Boston & District AC	2	132	2	132						
		5	Wombwell Sporting AC	1	65	1	65						
													
	Div 1	Heaton Harriers/Tyne Bridge	5	284	5	284							
	4E	2	Chester-le-Street AC	4	280	4	280						
		3	Jarrow & Hebburn AC	3	232	3	232						
		4	Blaydon / Elswick	2	205	2	205						
		5	Tynedale Harriers & AC	1	91	1	91						