















NORTH OF ENGLAND TRACK & FIELD LEAGUE 2013 LEAGUE POSITIONS TO DATE

Subject to scrutiny

	Div	Team	TOTAL LEAGUE POINTS	TOTAL MATCH POINTS	MATCH 1		MATCH 2		MATCH 3		MATCH 4		
					League Pts	Match Pts	League Pts	Match Pts	League Pts	Match Pts	League Pts	Match Pts	
	1	City of Manchester	15	1186	6	455	3	322	6	409			
	2	Wakefield Harriers	15	1074	5	329	6	396	4	349			
	3	Kingston upon Hull AC	13	1056	4	322	4	345	5	389			
	4	Preston Harriers	11	1025	3	320	5	386	3	319			
	5	Leigh Harriers & AC	5	830	1	244	2	293	2	293			To Prom Match
	6	Bolton United Harriers & AC	4	826	2	280	1	270	1	276			To Prom Match
	1	West Cheshire AC	17	1239	5	422	6	381	6	436			To Prom Match
	2W	Isle of Man "A"	14	1146	6	422	4	363	4	361			
	3	Trafford AC	11	973	4	380	5	364	2	229			
	4	St. Helens Sutton AC	9	1025	3	328	3	353	3	344			
	5	Liverpool Pembroke Sefton	8	996	1	251	2	328	5	417			
	6	Manchester Harriers & AC	4	557.5	2	307	1	25.5	1	225			
	1	Blackburn Harriers & AC	18	1322	6	426	6	446	6	450			To Prom Match
	2WC	Holmfirth Harriers & AC	10	989.5	2	289	4	350	4	350.5			
	3	Seaton AC	10	977	5	368	2	298	3	311			
	4	Bury AC	10	961	3	308	5	367	2	286			
	5	Rossendale Harriers & AC	8	890	4	341	3	305.5	1	243.5			
	6	Blackpool, Wyre & Fyle AC	7	880.5	1	260	1	256.5	5	364			
	1	Derby AC	15	1068	6	396	4	327	5	345			To Prom Match
	2EC	City of Sheffield AC	14	1069	5	357	3	326	6	386			
	3	Lincoln Wellington AC	11	1053	2	300	6	430	3	323			
	4	Scunthorpe & District AC	11	966	4	337	5	333	2	296			
	5	Rotherham Harriers & AC	8	918	3	323	1	267	4	328			
	6	Barnsley AC	4	768	1	255	2	270	1	243			
	1	Gateshead Harriers & AC	17	1220	6	427	6	434	5	359			To Prom Match
	2E	City of York AC	13	1016	5	324	4	337	4	355			
	3	Skyrac AC	10	924.5	4	316.5	5	361	1	247			
	4	Morpeth Harriers & AC	8	846	3	270	3	288	2	288			
	5	Middlesbrough AC (Mandale)	8	830.5	1	214.5	1	242	6	374			
	6	North Shields Poly AC	7	815	2	249	2	272	3	294			
	3W	Liverpool Harriers & AC	18	1181	6	379	6	408	6	394			
	Div	Wirral AC	13	1053	5	357	5	363	3	333			
	3	Team Cheshire	11	913	3	286	3	282	5	345			
	4	Wrexhan AAC	10	723	2	259	4	432	4	32			
	5	East Cheshire Harriers & Tamesid	7	875	4	316	1	264	2	295			
	6	Southport Waterloo AC	4	633	1	155	2	280	1	198			
	Div	Burnley & Pendle AC	17	1083	6	376	5	334	6	373			
	3WC	Border Harriers & AC	13	987	4	327	4	296	5	364			
	3	Leeds City AC	11	875	5	360	3	230	3	285			
	4	Lancaster&Morecambe / Kendal	11	740	1	63	6	353	4	324			
	6	Oldham & Royton Harriers & AC	5	480	2	157	1	170	2	153			
	5	Barrow & Furness Striders & AC	5	370	3	186	2	184	0	0			

NORTH OF ENGLAND TRACK & FIELD LEAGUE 2013 LEAGUE POSITIONS TO DATE

Subject to scrutiny

			TOTAL	TOTAL	MATCH 1		MATCH 2		MATCH 3		MATCH 4	
			LEAGUE	MATCH	League	Match	League	Match	League	Match	League	Match
			POINTS	POINTS	Pts	Pts	Pts	Pts	Pts	Pts	Pts	Pts
	Div 1	Doncaster AC	16	1104	6	394	5	353	5	357		
	3EC 2	Chesterfield & District AC	17	1141	5	338	6	406	6	397		
		3 Bingley Harriers & AC	12	981	4	310	4	334	4	337		
		4 Newark AC	9	902	3	291	3	323	3	288		
		5 Grantham AC	6	725	2	247	2	243	2	235		
		6 Pudsey & Bramley AC	2	308	1	170	0	0	1	138		
	Div 1	Midd & Clev / Hartlepool BR	18	1103	6	351	6	412	6	340		
	3E 2	Wallsend / Blyth	13	943	5	337	4	286	4	320		
		3 Houghton AC	10	961	3	313	5	335	2	313		
		4 New Marske Harrier	10	922	4	334	3	271	3	317		
		5 Durham City Harriers & AC	8	753.5	1	190	2	226	5	337.5		
		6 South Shields / Birtley	4	652	2	268	1	118	1	266		
	Div 1	Deeside AAC	20	1085	5	311	7	357	8	417		
	4W 2	Hyndburn AC	18	1044	4	305	8	406	6	333		
		3 Chorley Triathlon & Athletic Club	18	997	6	326	5	264	7	407		
		4 Isle of Man "B"	17	889	7	329	6	265	4	295		
		5 Wigan & District Harriers & AC	14	939	8	455	4	263	2	221		
		6 Salford Metropolitan AC	9	688	1	126	3	245	5	317		
		7 Warrington AC	8	690	3	261	2	184	3	245		
		8 Colwyn Bay AC	3	364	2	238	1	126	0	0		
	Div 1	Spenborough & District AC	21	1306.5	7	434.5	7	414	7	458		
	4WC 2	Halifax Harriers & AC	14	960	4	326	5	314	5	320		
		3 Horwich RMI Harriers & AC	13	942	6	342	3	282	4	318		
		4 Longwood Harriers & AC	12	920	2	279	4	303	6	338		
		5 Altrincham & District AC	12	885.5	3	303.5	6	320	3	262		
		6 Stockport Harriers & AC	7	623	5	329	1	122	1	172		
		7 Bradford Airedale AC	5	699	1	247	2	275	2	177		
	Div 1	Cleethorpe & District AC	15	1069	5	349	5	383	5	337		
	4EC 2	Grimsby Harriers & AC	11	870	4	276	4	309	3	285		
		3 Hallamshire Harries Sheffield	10	800	3	260	3	225	4	315		
		4 Boston & District AC	6	494	2	132	2	173	2	189		
		5 Wombwell Sporting AC	3	326	1	65	1	149	1	112		
	Div 1	Chester-le-Street AC	9	548	4	280	0	0	5	268		
	4E 2	Heaton Harriers/Tyne Bridge	9	541	5	284	0	0	4	257		
		3 Blaydon / Elswick	5	392	2	205	0	0	3	187		
		4 Jarrow & Hebburn AC	4	332	3	232	0	0	1	100		
		5 Tynedale Harriers & AC	2	265	1	91	0	0	1	174		