
















NORTH OF ENGLAND TRACK & FIELD LEAGUE 2012 LEAGUE POSITIONS TO DATE

Subject to scrutiny

			TOTAL LEAGUE POINTS	TOTAL MATCH POINTS	MATCH 1		MATCH 2		MATCH 3		MATCH 4	
					League Pts	Match Pts	League Pts	Match Pts	League Pts	Match Pts	League Pts	Match Pts
	Div 1	1	11	812	6	420	5	392				
		2	9	705	5	386	4	319				
		3	8	757	2	310	6	447				
		4	6	650	4	357	2	293				
		5	6	643	3	332	3	311				
		6	2	543	1	252	1	291				
	Div 2W	1	11	753	5	360	6	393				
		2	10	688	6	377	4	311				
		3	8	622.5	3	270	5	352.5				
		4	7	591	4	281	3	310				
		5	3	523.5	2	259	1	264.5				
		6	3	508	1	222	2	286				
	2	1	10	714.5	4	331	6	383.5				
	2WC	2	9	685	5	348	4	337				
		3	7.5	654.5	2.5	310	5	344.5				
		4	7	636	6	376	1	260				
		5	4.5	617	2.5	310	2	307				
		6	4	582	1	255	3	327				
	Div 2EC	1	11	731	6	367	5	364				
		2	9	703.5	5	357.5	4	346				
		3	7	601	1	236	6	365				
		4	4	573.5	2	304.5	2	269				
		5	4	566.5	3	320.5	1	246				
		6	3	635	4	317	3	318				
	Div 2E	1	11	766.8	6	442	5	324.8				
		2	10	617.3	4	277	6	340.3				
		3	9	591.5	5	291	4	300.5				
		4	5.5	543.3	2.5	256	3	287.3				
		5	3.5	456	2.5	256	1	200				
		6	3	443	1	187	2	256				
	3W	1	12	910	6	468	6	442				
	Div	2	9	686	5	369	4	317				
		3	6	511	1	154	5	357				
		4	6	473	4	252	2	221				
		5	5	411	2	157	3	254				
		6	4	403	3	212	1	191				
	Div 3WC	1	10	698	6	379	4	319				
		2	10	670	4	306	6	364				
		3	10	661	5	330	5	331				
		4	5	564.5	3	285	2	279.5				
		5	5	554.5	2	250	3	304.5				
		6	2	483	1	235	1	248				

NORTH OF ENGLAND TRACK & FIELD LEAGUE 2012 LEAGUE POSITIONS TO DATE

Subject to scrutiny

				TOTAL LEAGUE POINTS	TOTAL MATCH POINTS	MATCH 1		MATCH 2		MATCH 3		MATCH 4	
						League Pts	Match Pts	League Pts	Match Pts	League Pts	Match Pts	League Pts	Match Pts
	Div 1	Rotherham Harrers & AC		12	747	6	387	6	360				
	3EC	2 Barnsley AC		9	705	5	368	4	337				
		3 Newark AC		8	590	3	248	5	342				
		4 Chesterfield & District AC		6	581	4	304	2	277				
		5 Cleethorpes & District AC		4	441	1	123	3	318				
		6 Boston & District AC		3	455	2	218	1	237				
	Div 1	North Shileds Pol		12	804	6	402	6	402				
	3E	2 Morpeth Harriers & AC		9	656	4	291	5	365				
		3 Wallsend / Blyth		8	614	5	324	3	290				
		4 Houghton AC		6	587	2	264	4	323				
		5 South Shields / Birtley		5	505	3	282	2	223				
		6 Richmond & Zetland AC		2	419	1	215	1	204				
	Div 1	Team Cheshire East Athletics		14	900	7	398	7	502				
	4W	2 Oldham & Royton Harriers & AC		10	552	6	293	4	259				
		3 Stockport Harriers & AC		10	541	4	229	6	312				
		4 Chorley AC		6	437	3	201	3	236				
		5 Bradford Airedale AC		6	409	5	240	1	169				
		6 Isle of Man "B"		6	297	1	5	5	292				
		7 Salford Metropolitan AC		4	398	2	200	2	198				
	Div 1	Border harriers & AC		12	659	6	315	6	344				
	4WC	2 Barrow & Furness Striders & AC		9	561	4	294	5	267				
		3 Horwich RMI Harriers & AC		6	475	2	220	4	255				
		4 Wigan & District Harriers & AC		6	405	5	306	1	99				
		5 Longwood Harriers & AC		5	378	3	261	2	117				
		6 Halifax Harriers & AC		3	250	0	0	3	250				
	Div 1	Grantham AC		12	859	6	452	6	407				
	4EC	2 Pudsey & Bramley AC		10	605	5	277	5	328				
		3 Grimsby Harriers & AC		8	573	4	269	4	304				
		4 Hallamshire Harries Sheffield		6	424	3	180	3	244				
		5 Goole Youth AC		3	246	2	141	1	105				
		6 Wombwell Sporting AC		3	168	1	43	2	125				
	Div 1	New Marske Harriers		12	718	6	356	6	362				
	4E	2 Heaton Harriers/Tyne Bridge		12	680	5	308	7	372				
		3 Midd & Clev / Hartlepool BR		11	745	7	436	4	309				
		4 Blaydon / Elswick		7	611	4	306	3	305				
		5 Jarrow & Hebburn AC		6	475	1	152	5	323				
		6 Chester-le-Street AC		4	369	3	222	1	147				
		7 Tynedale Harriers & AC		4	326	2	158	2	168				