
















NORTH OF ENGLAND TRACK & FIELD LEAGUE 2012 LEAGUE POSITIONS TO DATE

Subject to scrutiny

			TOTAL LEAGUE POINTS	TOTAL MATCH POINTS	MATCH 1		MATCH 2		MATCH 3		MATCH 4	
					League Pts	Match Pts	League Pts	Match Pts	League Pts	Match Pts	League Pts	Match Pts
	Div 1	1	Kingston upon Hull AC	14	1169	2	310	6	447	6	412	
		2	Preston Harriers	14	1096.5	5	386	4	319	5	391.5	
		3	City of Manchester	12	1060	6	420	5	392	1	248	
		4	Blackburn Harriers & AC	10	1012	4	357	2	293	4	362	
		5	Wakefield Harriers	9	971	3	332	3	311	3	328	
		6	Holmfirth Harriers & AC	4	828	1	252	1	291	2	285	
	Div 2W	1	West Cheshire AC	17	1130.5	5	360.5	6	383	6	387	
		2	St. Helens Sutton AC	15	1029	6	377	4	311	5	341	
		3	Liverpool Harriers & AC	10	929.5	3	270	5	352.5	2	307	
		4	Blackpool, Wyre & Fylde AC	8	846	4	281	3	310	1	255	
		5	Liverpool Pembroke Sefton	7	853.5	2	264	1	264.5	4	325	
		6	Wirral AC	6	837	1	227	2	286	3	324	
	2WC	1	Bolton United Harriers & AC	16	1087.5	4	331	6	383.5	6	373	
		2	Rossendale Harriers & AC	12	1010.5	5	348	4	337	3	325.5	
		3	Leigh Harriers & AC	11.5	989.5	2.5	310	5	344.5	4	335	
		4	Trafford AC	9	928	1	255	3	327	5	346	
		5	Leeds City AC	8	913	6	376	1	260	1	277	
		6	East Cheshire Harriers	6.5	926	2.5	310	2	307	2	309	
	Div 2EC	1	Lincoln Wellington AC	14	1068.5	5	357.5	4	346	5	365	
		2	City of Sheffield AC	13	1024	1	236	6	365	6	423	
		3	Scunthorpe & District AC	12	993	6	367	5	364	1	262	
		4	Derby AC	11	978.5	4	327	3	318	4	333.5	
		5	Bingley Harriers & AC	7	855.5	3	320.5	1	246	3	289	
		6	Doncaster AC	6	860	2	304.5	2	269	2	286.5	
	Div 2E	1	Gateshead Harriers & AC	17	1142.8	6	442	5	324.8	6	376	
		2	City of York AC	14	923.3	4	277	6	340.3	4	306	
		3	Skyrac AC	12	869.5	5	291	4	300.5	3	278	
		4	Middlesbrough AC (Mandale)	10.5	856.3	2.5	256	3	287.3	5	313	
		5	Durham City Harriers & AC	5	677	1	187	2	256	2	234	
		6	Scarborough AC	4.5	590	2.5	256	1	200	1	134	
	3W	1	Isle of Man "A"	18	1351	6	468	6	446	6	437	
	Div	2	Manchester Harriers & AC	13	1011	5	369	4	317	4	325	
		5	Southport Waterloo AC	9	776	4	252	2	221	3	303	
		4	Wrexham AAC	9	742	1	154	3	253	5	335	
		3	Warrington AC	8	743	2	157	5	359	1	227	
		6	Altrincham & District AC	6	633	3	212	1	191	2	230	
	Div 3WC	1	Bury AC	16	1057	5	330	5	331	6	396	
		2	Seaton AC	15	1051	6	379	4	319	5	353	
		3	Lancaster&Morecambe / Kendal	14	1004	4	306	6	364	4	334	
		4	Burnley & Pendle AC	8	853.5	2	250	3	304.5	3	299	
		5	Spensborough & District AC	7	789.5	3	285	2	279.5	2	225	
		6	Hyndburn AC	3	687	1	235	1	248	1	204	

NORTH OF ENGLAND TRACK & FIELD LEAGUE 2012 LEAGUE POSITIONS TO DATE

Subject to scrutiny

				TOTAL	TOTAL	MATCH 1		MATCH 2		MATCH 3		MATCH 4		
				LEAGUE	MATCH	League	Match	League	Match	League	Match	League	Match	
				POINTS	POINTS	Pts	Pts	Pts	Pts	Pts	Pts	Pts	Pts	
	Div 1	Rotherham Harrers & AC		18	1147	6	387	6	360	6	400			
	3EC	2 Newark AC		13	944	3	248	5	342	5	354			
		3 Barnsley AC		12	1001	5	368	4	337	3	296			
		4 Chesterfield & District AC		10	889	4	304	2	277	4	308			
			5 Cleethorpes & District AC		6	690	1	123	3	318	2	249		
			6 Boston & District AC		4	656	2	218	1	237	1	201		
	Div 1	North Shileds Pol		17	1154	6	402	6	402	5	350			
	3E	2 Morpeth Harriers & AC		15	1037	4	291	5	365	6	381			
		3 Wallsend / Blyth		12	905	5	324	3	290	4	291			
		4 Houghton AC		9	860	2	264	4	323	3	273			
			5 South Shields / Birtley		7	737	3	282	2	223	2	232		
			6 Richmond & Zetland AC		3	582	1	215	1	204	1	163		
	Div 1	Team Cheshire East Athletics		21	1317	7	398	7	502	7	417			
	4W	2 Oldham & Royton Harriers & AC		15	840	6	293	4	259	5	288			
		3 Stockport Harriers & AC		13	788	4	229	6	312	3	247			
		6 Isle of Man "B"		12	610	1	5	5	292	6	313			
		7 Salford Metropolitan AC		8	645	2	200	2	198	4	247			
		5 Bradford Airedale AC		8	623.5	5	240	1	169	2	214.5			
		4 Chorley AC		7	622	3	201	3	236	1	185			
	Div 1	Border harriers & AC		18	989	6	315	6	344	6	330			
	4WC	2 Barrow & Furness Striders & AC		14	770	4	294	5	267	5	209			
		3 Wigan & District Harriers & AC		10	611	5	306	1	99	4	206			
		4 Horwich RMI Harriers & AC		9	679	2	220	4	255	3	204			
		5 Longwood Harriers & AC		6	568	3	261	2	117	1	190			
		6 Halifax Harriers & AC		5	451	0	0	3	250	2	201			
	Div 1	Grantham AC		18	1316	6	452	6	407	6	457			
	4EC	2 Pudsey & Bramley AC		15	972	5	277	5	328	5	367			
		3 Grimsby Harriers & AC		11	807	4	269	4	304	3	234			
		4 Hallamshire Harries Sheffield		10	678	3	180	3	244	4	254			
		5 Goole Youth AC		5	381	2	141	1	105	2	135			
		6 Wombwell Sporting AC		4	242	1	43	2	125	1	74			
	Div 1	Midd & Clev / Hartlepool BR		18	1130	7	436	4	309	7	385			
	4E	2 New Marske Harriers		18	1041	6	356	6	362	6	323			
		3 Heaton Harriers/Tyne Bridge		17	949	5	308	7	372	5	269			
		4 Jarrow & Hebburn AC		10	722	1	152	5	323	4	247			
		5 Blaydon / Elswick		9	760	4	306	3	305	2	149			
		6 Tynedale Harriers & AC		7	573	2	158	2	168	3	247			
		7 Chester-le-Street AC		5	516	3	222	1	147	1	147			