

NORTH OF ENGLAND TRACK & FIELD LEAGUE 2019 | LEAGUE POSITIONS TO DATE

20/02/2020

Div		TOTAL MATCH POINTS	TOTAL LEAGUE POINTS	MATCH 1		MATCH 2		MATCH 3		MATCH 4		
				Match Pts	League Pts	Match Pts	League Pts	Match Pts	League Pts	Match Pts	League Pts	
1	1	Blackburn Harriers & AC	1513	22	396	6	387	6	368	5	362	5
	2	Team Isle of Man ©	1421	17	375	5	381	5	346.5	4	318.5	3
	3	Wakefield Harriers & District AC	1401	16	334	3	352	4	345.5	3	369.5	6
	4	West Cheshire AC	1343.5	13	343	4	312	1	406.5	6	282	2
	5	City of York AC	1287	11	288	2	346	3	313	2	340	4
	6	Wigan & District Harriers & AC	1060	5	263	1	322	2	294	1	181	1

2W	1	Preston Harriers	1633	23	415	6	399	6	434	6	385	5
	2	Blackpool, Wyre & Fylde AC	1460	17	312	2	381.5	5	337.5	4	429	6
	3	Southport Waterloo AC	1333	15	324	4	322	3	362	5	325	3
	4	Bolton United Harriers & AC	1349.5	14	394	5	294.5	2	317	3	344	4
	5	Leigh Harriers & AC	1282	11	317	3	364	4	305	2	296	2
	6	Seaton AC	943.5	4	251	1	212	1	248.5	1	232	1



2WC	1	Sale Harriers Manchester	1783	23	406	6	414	5	510	6	453	6
	2	Holmfith Harriers & AC	1628	21	404	5	422	6	397	5	405	5
	3	Liverpool Pembroke & Sefton AC	1324	14	363	4	372	4	301	4	288	2
	4	Spenborough & District AC	1217	11	311	2	259	2	275	3	372	4
	5	Bingley Harriers & AC	1202	11	325	3	296	3	248	2	333	3
	6	Wirral AC	686	4	141	1	249	1	193	1	103	1



0

2EC	1	Rotherham Harriers & AC	1489	22	368	5	364	5	400	6	357	6
	2	City of Sheffield & Dearne AC	1381.5	17	377	6	356.5	4	326	4	322	3
	3	Kingston upon Hull AC	1412.5	16	344	3	340.5	3	395	5	333	5
	4	Derby AC	1351	15	366	4	406	6	287	1	292	4
	5	Hallamshire Harriers Sheffield	1177.5	7	296	1	315.5	2	316	3	250	1
	6	Doncaster AC	1092.5	7	298	2	233.5	1	295	2	266	2



2E	1	Leeds City AC	1408	22	400	6	351	6	291	4	366	6
	2	Gateshead Harriers & AC	1375.5	20	388	5	346	5	297	5	344.5	5
	3	Morpeth Harriers & AC	1260	16	282	2	315	4	325	6	338	4
	4	Wallsend /Blyth ©	1205	12	288	3	303	3	285	3	329	3
	5	Harrogate Harriers & AC	1133	9	327	4	265	1	285	3	256	1
	6	Middlesborough AC	1053.5	6	217	1	301	2	235	1	300.5	2



3W Div	1	St. Helens Sutton AC	1378	21	355	6	376	6	274	3	373	6
	2	Manchester Harriers & AC	1364	18	318	5	338.5	4	327.5	4	380	5
	3	Liverpool Harriers & AC	1336	17	288	4	368	5	346	5	334	3
	4	Macclesfield Harriers & AC	1325.5	13	264	1	336.5	2	368	6	357	4
	5	Crewe & Nantwich AC	1118	9	268	2	304	3	327	2	219	2
	(1 down) 6	Deeside AAC	730	6	283	3	50	1	201	1	196	1








3WC Div	1	Bury AC	1724.1	24	371	6	467	6	463	6	423.1	6
	2	Trafford AC	1533.3	20	359	5	392	5	389	5	393.3	5
	3	East Cheshire Harriers & Tameside	1299.3	16	330	4	330	4	300	4	339.3	4
	4	Burnley AC	892.8	10	197	1	231	3	266	3	198.8	3
	5	Kendal AAC	950.8	8	260	2	269	2	246	2	175.8	2
	(1 down) 6	Border Harriers & AC	890	6	276	3	221	1	226	1	167	1



NORTH OF ENGLAND TRACK & FIELD LEAGUE 2019 LEAGUE POSITIONS TO DATE

20/02/2020

		TOTAL	TOTAL	MATCH 1		MATCH 2		MATCH 3		MATCH 4		
		MATCH	LEAGUE	Match Pts	League	Match Pts	League	Match Pts	League	Match	League	
		POINTS	POINTS		Pts		Pts		Pts	Pts	Pts	
 3EC Div	1	Lincoln Wellington AC	1502	20	413	6	399	5	342	3	348	6
	2	Chesterfield & District AC	1376	18	328	5	432	6	343	4	273	3
	3	Skyrac AC	1258	16	318	4	276	3	376	5	288	4
	4	Grantham AC	1217	13	277	1	309	4	384	6	247	2
	5	Boston & District AC	1098	11	289	2	248	2	272	2	289	5
	6	Scunthorpe Harriers AC	839	6	303	3	239	1	203	1	94	1
 Div 3E	1	North Shields Poly	1290	19	360	6	369	6	280	4	281	3
	2	New Marske Harriers	1305.5	18	333	5	266.5	3	406	6	300	4
	3	South Shields AC/Birtley AC ©	1150	16	298	4	285	4	251	3	316	5
	4	Tynedale Harriers & AC	1025.5	12	245	2	228.5	2	189	2	363	6
	5	Richmond & Zetland AC	799	11	208	1	290	5	301	5	0	0
	6	Chester-le-Street AC	951	7	278	3	225	1	182	1	266	2
 Div 4W (2 Up)	1	Salford Metropolitan AC	1667	29	378	8	366	7	358	6	565	8
	2	Altrincham & District AC	1592	27	355	7	325	5	459.5	8	452.5	7
	3	Horwich and Chorley	1287	23	278	5	369	8	301	4	339	6
	4	Oldham & Royton Harriers & AC	886	15	262	4	203	3	161	3	260	5
	5	Pendle AC	1124	18	255	3	341	6	321	5	207	4
	6	Wrexham AAC	1155.5	20	279	6	269	4	435	7	172.5	3
	7	Bradford Airedale AC	519	7	162	1	165	2	127	2	65	2
	8	Halifax Harriers	221	4	172	2	5	1	0	0	44	1
 Div 4EC	1	Longwood Harriers & AC	1725.5	28	416	8	506	8	412	7	391.5	5
	2	Barnsley Athletic Club	1698	28	395	5	410	7	443	8	450	8
	3	Penistone Footpath Runners & At	1586.5	24	411	7	381	6	384	5	410.5	6
	4	Rushcliffe AC	1591.5	21	404	6	380	5	371.5	3	436	7
	5	Pontefract AC	1425	18	348	4	328	4	384.5	6	364.5	4
	6	Newark AC	1113.5	10	329	3	274	2	381	4	129.5	1
	7	Cleethorpes & Distrct AC	992	8	198	1	298	3	348	2	148	2
	8	Worksop Harriers	970	7	278	2	192	1	251	1	249	3
 Div 4E	1	Darlington Harriers & AC	1784	27	523	7	473	7	414	7	374	6
	2	Blaydon Harriers / Elswick ©	1400	22	223	3	369	6	408	6	400	7
	3	Heaton Harriers	1302	18	354	5	285	4	357	5	306	4
	4	Houghton H / Jarrow & Hebburn A	1148	18	229	4	315	5	270	4	334	5
	5	Scarborough AC	996	12	380	6	222	2	201	2	193	2
	6	Durham City Harriers	720	10	5	1	225	3	259	3	231	3
	7	Tyne Bridge Harriers	328	5	34	2	165	1	75	1	54	1